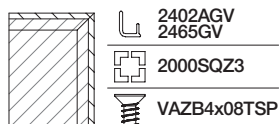
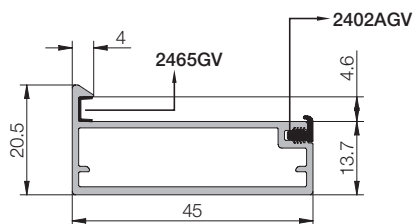


PROFILI ANTE Door profiles

2465

Profilo anta H 20,5 mm.
 Giunzione a 45° con squadretta.
 Guarnizione fermavetro 2465GV non inclusa.
 Door profile H. 20.5 mm.
 45° joint with joint plate.
 Glass stopper seal 2465GV not included.

A V



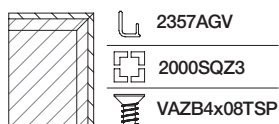
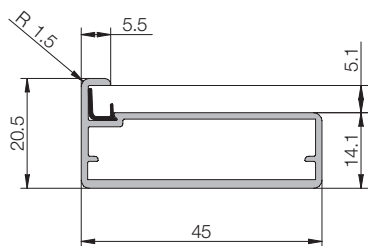
Code	L. (mm)	min. order (unit ml)	qty/box (nr)	Kg/box
R2465GxxxL41	4100	65,60	16	36,4

N.B. In caso di grandi dimensioni si consiglia di usare sempre 2465GV, non inclusa. Contattare il customer service.
 N.B. In the case of large dimensions it is recommended to always use 2465GV, not included. Contact customer service for further information.

2493

Profilo anta H 20,5 mm.
 Giunzione a 45° con squadretta.
 Door profile H. 20.5 mm.
 45° joint with joint plate.

A V



Code	L. (mm)	min. order (unit ml)	qty/box (nr)	Kg/box
R2493GxxxL42	4200	1200	14	28,00