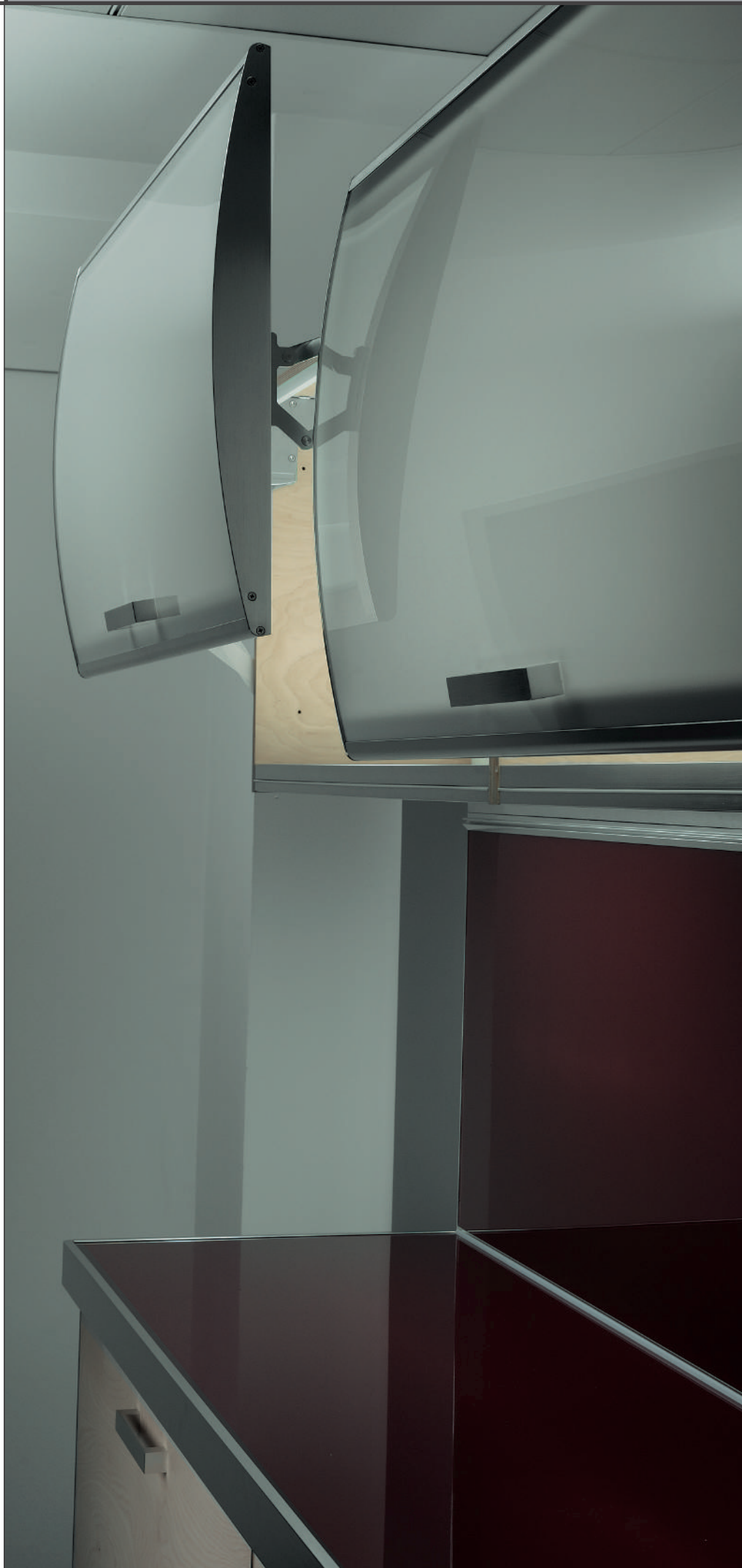



1634 ANTA VELA VELA DOOR

—
 Prevista per plexiglass spessore 3mm;
 Per lunghezza oltre 1200 mm
 si prevede un rinforzo centrale verticale;
 Per dimensioni del montante
 inferiore a 480 mm si prevede
 un rinforzo centrale verticale;
 Dimensioni anta 3 mm in meno
 della misura del mobile

—
 Arranged for plexiglass 3mm thickness;
 For dimensions over L = 1200 a vertical
 reinforcement in the middle is suggested;
 For upright lower than 480 mm
 a vertical reinforcement in the middles
 suggested;
 Door sizing 3 mm less than cabinet size;

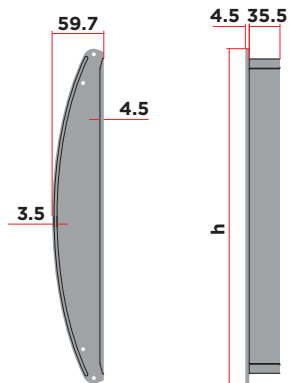
—
**NON SI POSSONO CREARE ANTE
 CON H<360 O H> 720 MM.
 SI SCONSIGLIANO ANTE CON H<480 MM.**
 IS NOT POSSIBLE TO PRODUCE
 DOORS H<360 OR H> 720 MM.
 DOORS H<480 MM
 ARE NOT SUGGESTED.



1634

Montante curvo

Curved upright



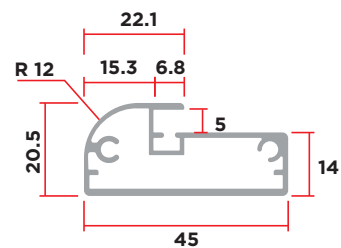
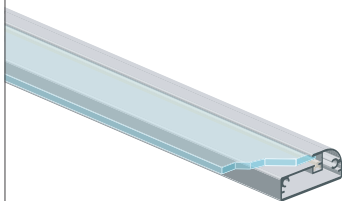
CODE	UNIT	DIMENSION		MIN ORDER QTY	PCS/BOX	BOX SIZES	WEIGHT	VOLUME
		L	CABINET DIMENSION					
1634xxx.xxxx	NR	357	360	40	NR	L X B X H	KG	M ³
1634xxx.xxxx	NR	447	450	40	NR			
1634xxx.xxxx	NR	597	600	40	NR			
1634xxx.xxxx	NR	717	720	40	NR			

2359

Profilo anta

Door profile

SENZA GUARNIZIONE
WITHOUT GASKET

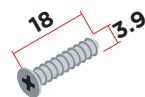


CODE	UNIT	DIMENSION		MIN ORDER QTY	PCS/BOX	BOX SIZES	WEIGHT	VOLUME
		B X H	L					
R2359GXXXL39	ML	45X20	3900	62,4	16	BOX06 4040x80x205	10,30	0,096

VS39X18N

Vite per giunzione a 90°

Screws for 90° joint



CODE	UNIT	DIMENSION		MIN ORDER QTY	PCS/BOX	BOX SIZES	WEIGHT	VOLUME
		B X H	L					
VS39x18N	NR	-	-	-	-	-	-	-