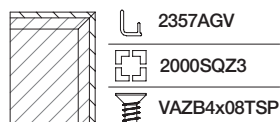
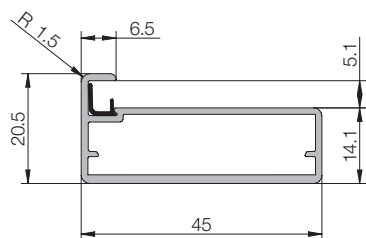


## PROFILI ANTE Door profiles

### 2364

Profilo anta H 20,5 mm.  
Giunzione a 45° con squadretta.  
Si abbina con anta/maniglia 2441.  
Door profile H. 20.5 mm.  
45° joint with joint plate.  
For use with door/handle 2441.

**M A V**



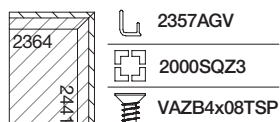
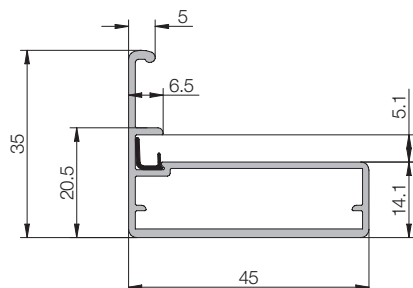
Code	L. (mm)	min. order (unit ml)	qty/box (nr)	Kg/box
------	------------	----------------------------	-----------------	--------

R2364AGxxxL41	4100	65,6	16	40,00
---------------	------	------	----	-------

### 2441

Profilo anta/maniglia H 20,5 mm.  
Giunzione a 45° con profilo 2364.  
Si abbina con anta 2364.  
Door profile/handle H. 20.5 mm.  
45° joint with profile 2364.  
For use with door 2364.

**M A V**



Code	L. (mm)	min. order (unit ml)	qty/box (nr)	Kg/box
------	------------	----------------------------	-----------------	--------

R2441GxxxL42	4200	1000	10	22,40
--------------	------	------	----	-------