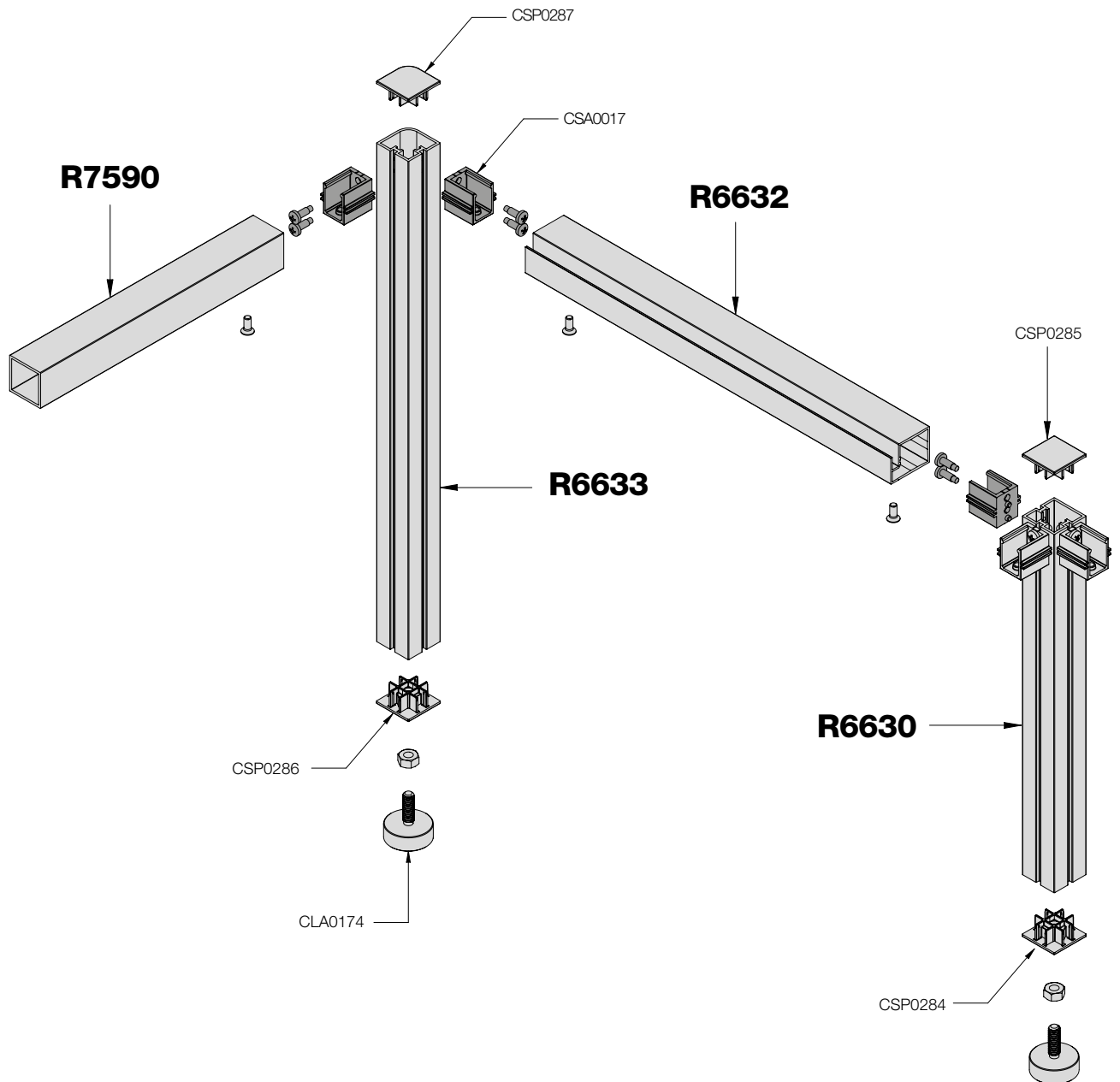


**PROJECT2 30X30** PROJECT2 30x30

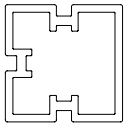
# **ASSEMBLAGGIO STRUTTURA 30X30**

## 30X30 STRUCTURE ASSEMBLY



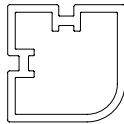
### R6630

Profilo montante  
intermedio 31x31  
Upright 31x31




### R6633

Profilo montante  
laterale 31x31  
Upright 31x31



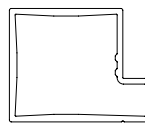
### R7590

Profilo trasverso  
30x30  
Crossbeam 30x30



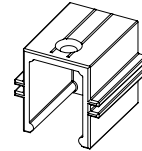
### R6632

Profilo trasverso per  
vetro di spessore 4/6 mm  
e per legno 19 mm  
Crossbeam for thick glass  
4-6 mm and for wood 19 mm




### CSA0017

Blocchetto per art.R6630-  
R6632-R6633-R7590  
Joint for art.R6630-R6632  
-R6633-R7590



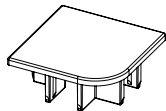
### CSP0285

Tappo superiore  
per art. R6630  
Upper Cover for art. 6630



### CSP0287

Tappo superiore  
per art. R6633  
Upper Cover for art. 6633



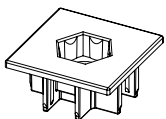
### CEP0038-01

Guarnizione per vetro sp.4 mm  
Gasket for 4 mm glass



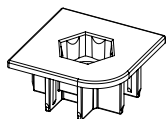
### CSP0284

Tappo portapiedino  
per art. R6630  
Leg cover for art. 6630



### CSP0286

Tappo portapiedino  
per art. R6633  
Leg cover for art. 6633



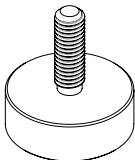
### CEP0039-01

Guarnizione per vetro sp.6 mm  
Gasket for 6 mm glass



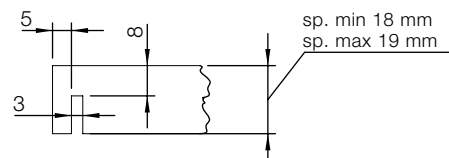
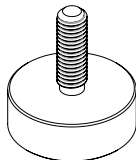
### CLA0174

Regolo in alluminio  
per strutture  
Aluminium adjusters  
for structures



### CLA0174

Regolo in alluminio  
per strutture  
Aluminium adjusters  
for structures



Lavorazione per ripiano in legno  
Machining for wood shelf

